

## Gummi-Räder





























Rad: Radkörper aus stoß und schlagfestem Kunststoff. Ausgerüstet mit Gummibereifung.

## Rubber wheels

Wheel: Wheel centre out of plastic, equipped with rubber tyre.
































Räder / Wheels  
grauer Reifen / Grey tyre









| Räder<br>Wheels |  |  |  |  |  |    |
|-----------------|---|---|---|---|---|---|
| Code:           | mm  | mm  | mm  | mm  | Kg  |   |
| W7/1/80/G       | 80  | 30  | 12  | 40  | 50  |    |
| W7/2/80/G       | 80  | 30  | 12  | 40  | 50  |    |
| W7/1/100/G      | 100   | 30  | 12  | 40  | 70  |    |
| W7/2/100/G      | 100   | 30  | 12  | 40  | 70  |   |
| W7/1/125/G      | 125   | 37  | 15  | 50  | 100   |  |
| W7/1/125/1/G    | 125   | 37  | 15  | 44  | 100   |  |
| W7/2/125/G      | 125   | 37  | 15  | 50  | 100   |  |
| W7/2/125/1      | 125   | 37  | 15  | 44  | 100   |  |
| W7/1/140/G      | 140   | 37  | 15  | 50  | 125   |  |
| W7/2/140/G      | 140   | 37  | 15  | 50  | 125   |  |
| W7/3/140/G      | 140   | 37  | 15  | 58  | 125   |  |
| W7/1/150/G      | 150   | 40  | 15  | 48  | 130   |  |
| W7/2/150/G      | 150   | 40  | 20  | 58  | 130   |  |
| W7/3/150/G      | 150   | 40  | 15  | 58  | 130   |  |
| W7/1/160/G      | 160   | 40  | 20  | 58  | 135   |  |
| W7/1/160/1/G    | 160   | 40  | 15  | 48  | 135   |  |
| W7/1/160/G      | 160   | 40  | 20  | 58  | 135   |  |
| W7/2/160/G      | 160   | 40  | 20  | 58  | 135   |  |
| W7/2/160/1/G    | 160   | 40  | 15  | 48  | 135   |  |
| W7/3/160/G      | 160   | 40  | 15  | 58  | 135   |  |
| W7/1/180/G      | 180   | 50  | 20  | 58  | 170   |  |
| W7/2/180/G      | 180   | 50  | 20  | 60  | 170   |  |
| W7/3/180/G      | 180   | 50  | 15  | 58  | 170   |  |
| W7/1/200/G      | 200   | 50  | 20  | 58  | 205   |  |
| W7/1/200/1/G    | 200   | 50  | 25  | 60  | 205   |  |
| W7/2/200/G      | 200   | 50  | 20  | 60  | 205   |  |
| W7/2/200/1/G    | 200   | 50  | 25  | 60  | 205   |  |
| W7/3/200/G      | 200   | 50  | 20  | 58  | 205   |  |
| W7/3/200/1/G    | 200   | 50  | 25  | 58  | 205   |  |
| W7/3/200/2/G    | 200   | 50  | 15  | 58  | 205   |  |
| W7/1/250/G      | 250   | 60  | 25  | 75  | 295   |  |
| W7/1/250/1/G    | 250   | 60  | 20  | 75  | 295   |  |
| W7/1/250/2/G    | 250   | 60  | 25  | 60  | 280   |  |
| W7/2/250/G      | 250   | 60  | 25  | 75  | 295   |  |
| W7/2/250/1/G    | 250   | 60  | 20  | 75  | 295   |  |
| W7/2/250/3/G    | 250   | 60  | 20  | 60  | 280   |  |
| W7/3/250/G      | 250   | 60  | 25  | 64  | 295   |  |
| W7/3/250/1/G    | 250   | 60  | 20  | 64  | 295   |  |



Räder / Wheels  
grauer thermoplastischer Reifen / Grey thermoplastic rubber

| Räder<br>Wheels |  |  |  |  |  |    |
|-----------------|--|---|---|---|---|---|
| Code:           | mm   | mm  | mm  | mm  | Kg  |   |
| W9/1/80/SP      | 80   | 34  | 12  | 40  | 120   |    |
| W9/2/80/SP      | 80   | 34  | 12  | 40  | 120   |    |
| W9/3/80/SP      | 80   | 34  | 12  | 40  | 120   |    |
| W9/1/100/SP     | 100  | 34  | 12  | 40  | 150   |   |
| W9/2/100/SP     | 100  | 34  | 12  | 40  | 150   |  |
| W9/3/100/SP     | 100  | 34  | 12  | 40  | 150   |  |
| W9/1/125/SP     | 125  | 40  | 15  | 50  | 200   |  |
| W9/2/125/SP     | 125  | 40  | 15  | 50  | 200   |  |
| W9/3/125/SP     | 125  | 40  | 15  | 50  | 200   |  |
| W9/1/150/SP     | 150  | 35  | 15  | 44  | 140   |  |
| W9/2/150/SP     | 150  | 35  | 15  | 44  | 140   |  |
| W9/3/160/SP     | 160  | 45  | 20  | 60  | 260   |  |
| W9/1/160/SP     | 160  | 45  | 20  | 60  | 260   |  |
| W9/2/160/SP     | 160  | 45  | 20  | 60  | 260   |  |
| W9/3/160/SP     | 160  | 45  | 20  | 60  | 260   |  |
| W9/1/175/SP     | 175  | 45  | 20  | 58  | 175   |  |
| W9/2/175/SP     | 175  | 45  | 20  | 58  | 175   |  |
| W9/1/200/SP     | 200  | 50  | 20  | 60  | 350   |  |
| W9/2/200/SP     | 200  | 50  | 20  | 60  | 350   |  |
| W9/3/200/SP     | 200  | 50  | 20  | 60  | 350   |  |
| W9/1/250/SP     | 250  | 60  | 25  | 75  | 450   |  |
| W9/2/250/SP     | 250  | 60  | 25  | 75  | 450   |  |
| W9/3/250/SP     | 250  | 60  | 25  | 75  | 450   |  |



| Räder<br>Wheels |  |  |  |  |  |  |
|-----------------|--|---|---|---|---|---|
| Code:           | mm   | mm  | mm  | mm  | Kg  |   |
| W7/1/200/N      | 200  | 50  | 20  | -   | 205   |  |
| W7/1/200/N/G    | 200  | 50  | 20  | -   | 205   |  |

Nasenräder für Müllbehälter 80, 100, 120 & 240 L

G = graue Lauffläche

Wheels for garbage containers 80, 100, 120 & 240 L

G = grey tyre