



TPR-Rollen

Rad: Radkörper aus stoß- und schlagfestem Kunststoff. Ausgerüstet mit TPR Bereifung.









Gehäuse: Stahlblech, verzinkt mit doppelter Kugellagerung im Gabelkopf, Radachse verschraubt. Feststeller mit Doppelstop.

TPR castors

Wheel: Wheel centre out of plastic, equipped with TPR tyre.

Housing: Sheet steel housing, glossy zinc-plated, with twin ball bearing in the fork head. Wheel axle screwed. Lock with double stop.



Lenkrolle Swivel castors	Lenkrolle Stop Swivel castors lock	Bockrolle Fixed castors								
Code:	Code:	Code:	mm	mm	mm	mm	mm	mm	Kg	mm
W941/1/80/SP	W941/F1/80/SP	W939/1/80/SP	80	34	105	36	105x80	80x60	9	120
W941/2/80/SP	W941/F2/80/SP	W939/2/80/SP	80	34	105	36	105x80	80x60	9	120
W941/3/80/SP	W941/F3/80/SP	W939/3/80/SP	80	34	105	36	105x80	80x60	9	120
W941/1/100/SP	W941/F1/100/SP	W939/1/100/SP	100	34	128	36	105x80	80x60	9	150
W941/2/100/SP	W941/F2/100/SP	W939/2/100/SP	100	34	128	36	105x80	80x60	9	150
W941/3/100/SP	W941/F3/100/SP	W939/3/100/SP	100	34	128	36	105x80	80x60	9	150
W941/1/125/SP	W941/F1/125/SP	W939/1/125/SP	125	40	155	36	105x80	80x60	9	160
W941/2/125/SP	W941/F2/125/SP	W939/2/125/SP	125	40	155	36	105x80	80x60	9	160
W941/3/125/SP	W941/F3/125/SP	W939/3/125/SP	125	40	155	36	105x80	80x60	9	160
W941/1/160/SP	W941/F1/160/SP	W939/1/160/SP	160	45	195	52	135x110	105x80	11	230
W941/2/160/SP	W941/F2/160/SP	W939/2/160/SP	160	45	195	52	135x110	105x80	11	230
W941/3/160/SP	W941/F3/160/SP	W939/3/160/SP	160	45	195	52	135x110	105x80	11	230
W941/1/200/SP	W941/F1/200/SP	W939/1/200/SP	200	50	235	54	135x110	105x80	11	300
W941/2/200/SP	W941/F2/200/SP	W939/2/200/SP	200	50	235	54	135x110	105x80	11	300
W941/3/200/SP	W941/F3/200/SP	W939/3/200/SP	200	50	235	54	135x110	105x80	11	300
W941/1/250/SP	W941/F1/250/SP	W939/1/250/SP	250	60	290	66	135x110	105x80	11	400
W941/2/250/SP	W941/F2/250/SP	W939/2/250/SP	250	60	290	66	135x110	105x80	11	400
W941/3/250/SP	W941/F3/250/SP	W939/3/250/SP	250	60	290	66	135x110	105x80	11	400









graue Bereifung / grey TPR tire



Varianten / Zubehör

Versions / accessory



Lenkrolle Swivel castors	Lenkrolle Stop Swivel castors lock	Bockrolle Fixed castors								
Code:	Code:	Code:	mm	mm	mm	mm	mm	mm	Kg	mm
W941/1/80/1/SP	W941/F1/80/1/SP	-	80	34	108	32	12	110		
W941/2/80/1/SP	W941/F2/80/1/SP	-	80	34	108	32	12	110		
W941/3/80/1/SP	W941/F3/80/1/SP	-	80	34	108	32	12	110		
W941/1/100/1/SP	W941/F1/100/1/SP	-	100	34	128	32	12	120		
W941/2/100/1/SP	W941/F2/100/1/SP	-	100	34	128	32	12	120		
W941/3/100/1/SP	W941/F3/100/1/SP	-	100	34	128	32	12	120		
W941/1/125/1/SP	W941/F1/125/1/SP	-	125	40	155	32	12	150		
W941/2/125/1/SP	W941/F2/125/1/SP	-	125	40	155	32	12	150		
W941/3/125/1/SP	W941/F3/125/1/SP	-	125	40	155	32	12	150		
W941/1/160/1/SP	W941/F1/160/1/SP	-	160	45	197	52	12	200		
W941/2/160/1/SP	W941/F2/160/1/SP	-	160	45	197	52	12	200		
W941/3/160/1/SP	W941/F3/160/1/SP	-	160	45	197	52	12	200		
W941/1/200/1/SP	W941/F1/200/1/SP	-	200	50	240	49	12	300		
W941/2/200/1/SP	W941/F2/200/1/SP	-	200	50	240	49	12	300		
W941/3/200/1/SP	W941/F3/200/1/SP	-	200	50	240	49	12	300		

graue Bereifung / grey TPR tire