
















































Varianten / Zubehör
Versions / accessory

Lenkrolle Swivel castors Code:	Lenkrolle Stop Swivel castors lock Code:	Bockrolle Fixed castors Code:							
			mm	mm	mm	mm	mm	Kg	
W841/1/80/1	W841/F/1/80/1	-	80	30	108	32	12	50	
W841/2/80/1	W841/F/2/80/1	-	80	30	108	32	12	50	
W841/1/100/1	W841/F/1/100/1	-	100	30	128	36	12	70	
W841/2/100/1	W841/F/2/100/1	-	100	30	128	36	12	70	
W841/1/125/1	W841/F/1/125/1	-	125	37	155	32	12	100	
W841/2/125/1	W841/F/2/125/1	-	125	37	155	32	12	100	
W841/1/140/1	W841/F/1/140/1	-	140	37	170	40	12	110	
W841/2/140/1	W841/F/2/140/1	-	140	37	170	40	12	110	
W841/1/150/1	W841/F/1/150/1	-	150	37	175	40	12	120	
W841/2/150/1	W841/F/2/150/1	-	150	37	175	40	12	120	
W841/1/160/1	W841/F/1/160/1	-	160	40	197	52	12	135	
W841/2/160/1	W841/F/2/160/1	-	160	40	197	52	12	135	
W841/1/180/1	W841/F/1/180/1	-	180	50	218	50	12	170	
W841/2/180/1	W841/F/2/180/1	-	180	50	218	50	12	170	
W841/1/200/1	W841/F/1/200/1	-	200	50	240	49	12	205	
W841/2/200/1	W841/F/2/200/1	-	200	50	240	49	12	205	

schwarze Bereifung / Black rubber tire



Lenkrolle Swivel castors Code:	Lenkrolle Stop Swivel castors lock Code:	Bockrolle Fixed castors Code:							
			mm	mm	mm	mm	mm	Kg	
W841/1/80/1/G	W841/F/1/80/1/G	-	80	30	108	32	12	50	
W841/2/80/1/G	W841/F/2/80/1/G	-	80	30	108	32	12	50	
W841/1/100/1/G	W841/F/1/100/1/G	-	100	30	128	36	12	70	
W841/2/100/1/G	W841/F/2/100/1/G	-	100	30	128	36	12	70	
W841/1/125/1/G	W841/F/1/125/1/G	-	125	37	155	32	12	100	
W841/2/125/1/G	W841/F/2/125/1/G	-	125	37	155	32	12	100	
W841/1/140/1/G	W841/F/1/140/1/G	-	140	37	170	40	12	110	
W841/2/140/1/G	W841/F/2/140/1/G	-	140	37	170	40	12	110	
W841/1/150/1/G	W841/F/1/150/1/G	-	150	37	175	40	12	120	
W841/2/150/1/G	W841/F/2/150/1/G	-	150	37	175	40	12	120	
W841/1/160/1/G	W841/F/1/160/1/G	-	160	40	197	52	12	135	
W841/2/160/1/G	W841/F/2/160/1/G	-	160	40	197	52	12	135	
W841/1/180/1/G	W841/F/1/180/1/G	-	180	50	218	50	12	170	
W841/2/180/1/G	W841/F/2/180/1/G	-	180	50	218	50	12	170	
W841/1/200/1/G	W841/F/1/200/1/G	-	200	50	240	49	12	205	
W841/2/200/1/G	W841/F/2/200/1/G	-	200	50	240	49	12	205	

graue Bereifung / Grey rubber tire

Gummirollen

Rad: Radkörper aus Stahlblech, glanzverzinkt, rollengelagert. Ausgerüstet mit Gummibereifung.

Gehäuse: Stahlblech, verzinkt mit doppelter Kugellagerung im Gabelkopf, Radachse verschraubt. Feststeller mit Doppelstop.

Rubber castors

Wheel: Wheel centre out of steel, equipped with rubber tyre.

Housing: Sheet steel housing, glossy zinc-plated, with twin ball bearing in the fork head. Wheel axle screwed. Lock with double stop.