

Schwerlast- Elastikräder

Rad: Radkörper aus
gepressten Stahlfelgen,
geschweißt mit
Elastikbelag.







Heavy duty elastic wheels

Wheel: Wheel centre
out of coating and
welded pressed steel
flanges with elastic
rubber tyre.



elastic
soft


Kugellagerung / ball bearing

Räder Wheels						
Code:	mm	mm	mm	mm	Kg	
W17/3/200	200	100	25	100	500	H
W17/3/250	250	70	30	70	600	HH
W17/3/250/1	250	80	30	80	700	HHH
W17/3/250/2	250	100	35	100	900	HHHH
W17/3/250/3	250	120	35	120	1000	HHHHH
W17/3/250/4	250	150	35	150	1200	HHHHHH
W17/3/300	300	75	25	75	700	HHHHHHH
W17/3/300/1	300	75	30	85	750	HHHHHHHH
W17/3/300/2	300	80	25	80	800	HHHHHHHHH
W17/3/300/3	300	100	25	100	1200	HHHHHHHHH
W17/3/300/4	300	120	30	120	1400	HHHHHHHHH
W17/3/300/5	300	150	35	150	1700	HHHHHHHHH
W17/3/300/6	300	200	40	200	2000	HHHHHHHHH
W17/3/300/7	300	220	40	220	2500	HHHHHHHHH
W17/3/350	350	100	45	89	800	HHHHHHHHH
W17/3/350/1	350	100	45	100	800	HHHHHHHHH
W17/3/350/2	350	110	45	89	900	HHHHHHHHH
W17/3/350/3	350	110	45	110	900	HHHHHHHHH
W17/3/400	400	80	30	80	700	HHHHHHHHH
W17/3/400/1	400	100	30	80	1000	HHHHHHHHH
W17/3/400/2	400	115	40	85	1300	HHHHHHHHH
W17/3/400/3	400	115	40	115	1500	HHHHHHHHH
W17/3/400/4	400	120	40	100	1400	HHHHHHHHH
W17/3/400/5	400	150	60	120	2000	HHHHHHHHH
W17/3/400/6	400	200	60	170	3000	HHHHHHHHH
W17/3/400/7	400	250	60	220	4000	HHHHHHHHH
W17/3/400/8	400	300	60	270	5000	HHHHHHHHH
W17/3/500	500	70	60	70	900	HHHHHHHHH
W17/3/500/1	500	100	60	80	1500	HHHHHHHHH
W17/3/500/2	500	150	60	100	2500	HHHHHHHHH
W17/3/500/3	500	200	60	150	2000	HHHHHHHHH
W17/3/500/4	500	230	60	180	5000	HHHHHHHHH
W17/3/500/5	500	250	60	200	5700	HHHHHHHHH
W17/3/500/6	500	300	65	250	6500	HHHHHHHHH
W17/3/650	650	250	65	250	6000	HHHHHHHHH
W17/3/650/1	650	300	75	300	7000	HHHHHHHHH
W17/3/700	700	400	75	400	8000	HHHHHHHHH

schwarze Bereifung / Black rubber tire
ohne Profil / tire without profile



elastic
soft



Elastic-Bandagen Elastic-Wheels



Code:	mm	mm	mm	Kg
W20/160/50/100	160	50	100	250
W20/180/50/120	180	50	120	325
W20/200/75/100	200	75	100	500
W20/200/85/105	200	85	105	550
W20/200/50/140	200	50	140	335
W20/230/50/170	230	50	170	370
W20/230/75/170	230	75	170	625
W20/230/85/170	230	85	170	700
W20/250/75/140	250	75	140	625
W20/250/80/170	250	80	170	675
W20/250/90/170	250	90	170	760
W20/250/105/170	250	105	170	845
W20/250/60/190	250	60	190	495
W20/250/130/140	250	130	140	975
W20/254/102/165	254	102	165	500
W20/254/127/165	254	127	165	650
W20/267/127/165	267	127	165	700
W20/270/105/170	270	105	170	900
W20/280/60/190	280	60	190	540
W20/280/50/220	280	50	220	430
W20/285/100/203	285	100	203	960
W20/300/75/220	300	75	220	750
W20/300/75/240	300	75	240	700
W20/300/100/203	300	100	203	975
W20/310/120/220	310	120	220	1050
W20/313/130/203	313	130	203	1150
W20/330/89/203	330	89	203	700
W20/330/114/203	330	114	203	1000
W20/343/140/203	343	140	203	1450
W20/360/60/270	360	60	270	655
W20/405/65/305	405	65	305	900
W20/405/130/305	405	130	305	1500
W20/405/260/305	405	260	305	2730
W20/406/127/267	406	127	267	1240
W20/406/152/267	406	152	267	1570
W20/415/90/305	415	90	305	1150
W20/415/100/305	415	100	305	1250
W20/425/150/305	425	150	305	1800
W20/450/300/305	450	300	305	3600
W20/500/65/410	500	65	410	1100
W20/500/150/370	500	150	370	2010
W20/520/120/370	520	120	370	1775
W20/550/150/370	550	150	370	2250
W20/550/160/410	550	160	410	2250
W20/645/200/480	645	200	480	3100
W20/645/250/410	645	250	410	3750
W20/645/300/410	645	300	410	4700