


## Schwerlast-Polyurethan-Rollen


**Rad:** Radkörper aus Guss mit Polyurethanbelag, kugellagert. **Gehäuse:** Stahlschweißkonstruktion, verzinkt, Kugellagerung im Gabelkopf.










## Heavy duty Polyurethane castors

**Wheel:** Wheel centre out of grey special casting, polyurethane tyre. **Housing:** steel-welded construction, with ball bearing in the fork head.



Version / accessory: **directional lock**  
Varianten / Zubehör: **Richtungsfeststeller**



Lenkrolle Swivel castors Code:	Lenkrolle Stop Swivel castors lock Code:	Bockrolle Fixed castors Code:									
			mm	mm	mm	mm	mm	mm	mm	Kg	mm
W1230/3/80	W1230/F/3/80	W1229/3/80	80	36	125	30	105x80	80x60	10	220	HH
W1230/3/100/1	W1230/F/3/100/1	W1229/3/100/1	100	50	145	35	135x110	105x80	11	400	HH
W1230/3/125	W1230/F/3/125	W1229/3/125	125	50	170	50	138x110	105x80	11	550	HH
W1230/3/150	W1230/F/3/150	W1229/3/150	150	50	195	60	138x110	105x80	11	800	HH
W1230/3/200	W1230/F/3/200	W1229/3/200	200	50	245	60	138x110	105x80	11	1000	HH
W1230/3/250	W1230/F/3/250	W1229/3/250	250	50	295	70	138x110	105x80	11	1300	HH
W1230/3/250/1	W1230/F/3/250/1	W1229/3/250/1	250	80	305	75	175x140	140x105	14	1600	HH
W1230/3/300	W1230/F/3/300	W1229/3/300	300	80	355	75	200x160	160x120	16	2000	HH










PU Bereifung / PU tire

Härte ca. 95 Shore A° / hardness abt. 95 Shore A°



Schwerlastrollen  
Heavy duty castors



Lenkrolle Swivel castors Code:	Lenkrolle Stop Swivel castors lock Code:	Bockrolle Fixed castors Code:									
			mm	mm	mm	mm	mm	mm	mm	Kg	mm
W1230/3/80/S80	W1230/F/3/80/S80	W1229/3/80/S80	80	36	125	30	105x80	80x60	10	220	HH
W1230/3/100/1/S80	W1230/F/3/100/1/S80	W1229/3/100/1/S80	100	50	145	35	138x110	105x80	11	400	HH
W1230/3/125/S80	W1230/F/3/125/S80	W1229/3/125/S80	125	50	170	50	138x110	105x80	11	550	HH
W1230/3/150/S80	W1230/F/3/150/S80	W1229/3/150/S80	150	50	195	60	138x110	105x80	11	700	HH
W1230/3/200/S80	W1230/F/3/200/S80	W1229/3/200/S80	200	50	245	60	138x110	105x80	11	1000	HH
W1230/3/250/S80	W1230/F/3/250/S80	W1229/3/250/S80	250	50	295	70	138x110	105x80	11	1300	HH
W1230/3/250/1/S80	W1230/F/3/250/1/S80	W1229/3/250/1/S80	250	80	305	70	175x140	140x105	14	1600	HH
W1230/3/300/S80	W1230/F/3/300/S80	W1229/3/300/S80	300	80	355	75	200x160	160x120	16	2000	HH

PU Bereifung / PU tire

Härte ca. 80 Shore A° / hardness abt. 80 Shore A°



Schwerlastrollen  
Heavy duty castors