

Polyamid Rollen

Rad: Radkörper aus Polyamid (PA).










Gehäuse: Stahlblech, verzinkt mit doppelter Kugellagerung im Gabelkopf, Radachse verschraubt. Feststeller mit Doppelstop.

Polyamid castors

Wheel: Wheel centre out of polyamide (PA).

Housing: Sheet steel housing, glossy zinc-plated, with twin ball bearing in the fork head. Wheel axle screwed. Lock with double stop.



Lenkrolle Swivel castors Code:	Lenkrolle Stop Swivel castors lock Code:	Bockrolle Fixed castors Code:	 mm	 mm	 mm	 mm	 mm	 mm	 mm	 Kg	
W041/1/80/PAN	W041/F/1/80/PAN	W039/1/80/PAN	80	30	105	36	105x80	80x60	9	150	H
W041/2/80/PAN	W041/F/2/80/PAN	W039/2/80/PAN	80	30	105	36	105x80	80x60	9	150	H
W041/3/80/S/PAN	W041/F/3/80/S/PAN	W039/3/80/S/PAN	80	34	105	36	105x80	80x60	9	200	H
W041/1/100/PAN	W041/F/1/100/PAN	W039/1/100/PAN	100	35	128	36	105x80	80x60	9	200	H
W041/1/100x40/PAN	W041/F/1/100x40/PAN	W039/1/100x40/PAN	100	40	125	48	135x110	105x80	10,5	300	H
W041/2/100/PAN	W041/F/2/100/PAN	W039/2/100/PAN	100	35	128	36	105x80	80x60	9	200	H
W041/2/100x40/PAN	W041/F/2/100x40/PAN	W039/2/100x40/PAN	100	40	125	48	135x110	105x80	10,5	300	H
W041/3/100/PAN	W041/F/3/100/PAN	W039/3/100/PAN	100	35	128	36	105x80	80x60	9	200	H
W041/3/100x35/PAN	W041/F/3/100x35/PAN	W039/3/100x35/PAN	100	35	125	48	135x110	105x80	10,5	300	H
W041/1/125/PAN	W041/F/1/125/PAN	W039/1/125/PAN	125	40	155	36	105x80	80x60	9	200	H
W041/1/125x40/PAN	W041/F/1/125x40/PAN	W039/1/125x40/PAN	125	40	155	40	135x110	105x80	10,5	250	H
W041/2/125/PAN	W041/F/2/125/PAN	W039/2/125/PAN	125	40	155	36	105x80	80x60	9	200	H
W041/2/125x40/PAN	W041/F/2/125x40/PAN	W039/2/125x40/PAN	125	40	155	40	135x110	105x80	10,5	250	H
W041/3/125/S/PAN	W041/F/3/125/S/PAN	W039/3/125/PAN	125	40	155	36	105x80	80x60	9	225	H
W041/3/125x40/S/PAN	W041/F/3/125x40/S/PAN	W039/3/125x40/S/PAN	125	40	155	40	135x110	105x80	10,5	250	H
W041/1/150/PAN	W041/F/1/150/PAN	W039/1/150/PAN	150	40	190	52	135x110	105x80	11	350	H
W041/2/150/PAN	W041/F/2/150/PAN	W039/2/150/PAN	150	50	190	52	135x110	105x80	11	350	H
W041/3/150/PAN	W041/F/3/150/PAN	W039/3/150/PAN	150	43	190	52	135x110	105x80	11	350	H
W041/1/160/PAN	W041/F/1/160/PAN	W039/1/160/PAN	160	40	195	52	135x110	105x80	11	350	H
W041/2/160/PAN	W041/F/2/160/PAN	W039/2/160/PAN	160	40	195	52	135x110	105x80	11	350	H
W041/3/160/PAN	W041/F/3/160/PAN	W039/3/160/PAN	160	50	195	52	135x110	105x80	11	350	H
W041/1/175/PAN	W041/F/1/175/PAN	W039/1/175/PAN	175	45	215	52	138x109	105x80	11	350	H
W041/2/175/PAN	W041/F/2/175/PAN	W039/2/175/PAN	175	45	215	52	138x109	105x80	11	350	H
W041/3/175/PAN	W041/F/3/175/PAN	W039/3/175/PAN	175	45	215	52	138x110	105x80	11	350	H
W041/1/200/PAN	W041/F/1/200/PAN	W039/1/200/PAN	200	50	235	54	135x110	105x80	11	350	H
W041/2/200/PAN	W041/F/2/200/PAN	W039/2/200/PAN	200	50	235	54	135x110	105x80	11	350	H
W041/3/200/PAN	W041/F/3/200/PAN	W039/3/200/PAN	200	50	235	54	135x110	105x80	11	350	H
W041/1/250/PAN	W041/F/1/250/PAN	W039/1/250/PAN	250	50	290	66	135x110	105x80	11	400	H
W041/2/250/PAN	W041/F/2/250/PAN	W039/2/250/PAN	250	50	290	66	135x110	105x80	11	400	H
W041/3/250/PAN	W041/F/3/250/PAN	W039/3/250/PAN	250	60	290	66	135x110	105x80	11	400	H